



Community Action of East Central Indiana, Inc.

Head Start 2019-2020 Annual Report

Community Action of East Central Indiana, Inc. (CAECI) Head Start is a federal program that provides comprehensive child and family development services for low-income pregnant women and families with infants, toddlers, and preschoolers including those with disabilities, ages six weeks to five years. The purpose of the program is to enhance children's physical, social-emotional, language, and intellectual development; support parent's efforts to fulfill their parental roles and become engaged in their child's education as their child's best first teacher; and help parents move toward self-sufficiency. CAECI Early Head Start offers center-based (three classrooms in one child care center) and home-based program options that serve 72 infants and toddlers and pregnant women in Wayne County. CAECI Head Start offers 6 center-based classrooms with 2 sessions and 7 full day classrooms serving a total of 306 preschoolers aged 3 to 5 years.

The 2019-2020 program year was interrupted by the emergence of the novel coronavirus and the subsequent measures enacted by local and state government to limit the spread of COVID-19, including stay-at-home orders. As such, Early Head Start did not provide services between March 18 and May 26, while Head Start did not provide services from March 16 through the scheduled end of the school year in June.

Philosophy

CAECI Head Start supports the "whole" child and family in every aspect, physical, social, emotional and intellectual. We respect their cultural and ethnic backgrounds and their individuality and treat them with dignity and respect. We believe that a parent is their child's "best" first teacher and plays a very important role in their life. We support the parents by providing opportunities for them to enhance their parenting and life skills. Parents are encouraged to participate in their child's learning by volunteering in their child's classroom.

We believe that children learn by playing, by providing them with developmentally appropriate learning opportunities every moment that they are with us. Our literacy rich environment and curriculum is designed to meet the individual needs of each child.

We strive to help children and families become more aware of their strengths, to maintain a strong sense of self-worth and to find a voice in their child's education.

Mission Statement

To provide opportunities through comprehensive services for children and families to enhance their lives.

Program Goals

1. The program will ensure that all children and families in the program receive the foundation to succeed in school and life
2. The program will empower families to be not only advocates but also leaders at home, in their children's schools, in their neighborhoods, and in the community at large.

ELIGIBILITY AND ENROLLMENT

| ENROLLMENT INFORMATION | Early Head Start | Head Start |
|--|------------------|-------------|
| FUNDED ENROLLMENT | 72 | 306 |
| Center-based Program (9 months, ½ day, 4 days per week) | | 187 |
| Center-based Program (10 months, full-day, 4 days per week) | | 119 |
| Center-based Program (Full- Calendar year, Full-day, 5 days per week) | 32 | |
| Home-based Program | 36 | |
| Pregnant women | 4 | |
| TOTAL ACTUAL CUMULATIVE ENROLLMENT | 119 | 390 |
| AVERAGE MONTHLY ENROLLMENT (As Percentage of Funded Enrollment) | 71 (98.6%) | 390 (18.0%) |
| PRIMARY TYPE OF ELIGIBILITY | | |
| Income below 100% of federal poverty line | 93 | 322 |
| Receipt of public assistance such as TANF, SSI | 7 | 17 |
| Foster children | 6 | 26 |
| Homeless | 9 | 2 |
| Over income | 1 | 5 |
| PRIMARY LANGUAGE | | |
| English | 113 | 356 |
| Spanish | 3 | 30 |
| East Asian Languages | 0 | 1 |
| African Languages | 3 | 0 |

FAMILY INFORMATION REPORT

| RACE | Early Head Start | Head Start |
|-----------------------------------|------------------|------------|
| Black or African American | 13 | 29 |
| White | 70 | 236 |
| Biracial or Multi-Racial | 29 | 66 |
| American Indian or Alaska Native | 1 | 0 |
| Asian | 0 | 3 |
| Other | 6 | 0 |
| ETHNICITY | | |
| Hispanic or Latino origin | 10 | 52 |
| Non-Hispanic or Non-Latino origin | 109 | 338 |

FAMILY SERVICES

Services Provided to Families

Emergency/Crisis Intervention
 Adult Ed
 Health Education
 Parenting

Housing Assistance
 Job Training
 Child Abuse & Neglect
 Asset Building

Mental Health Services
 Domestic Violence
 Child Support Assist

HEALTH SERVICES REPORT

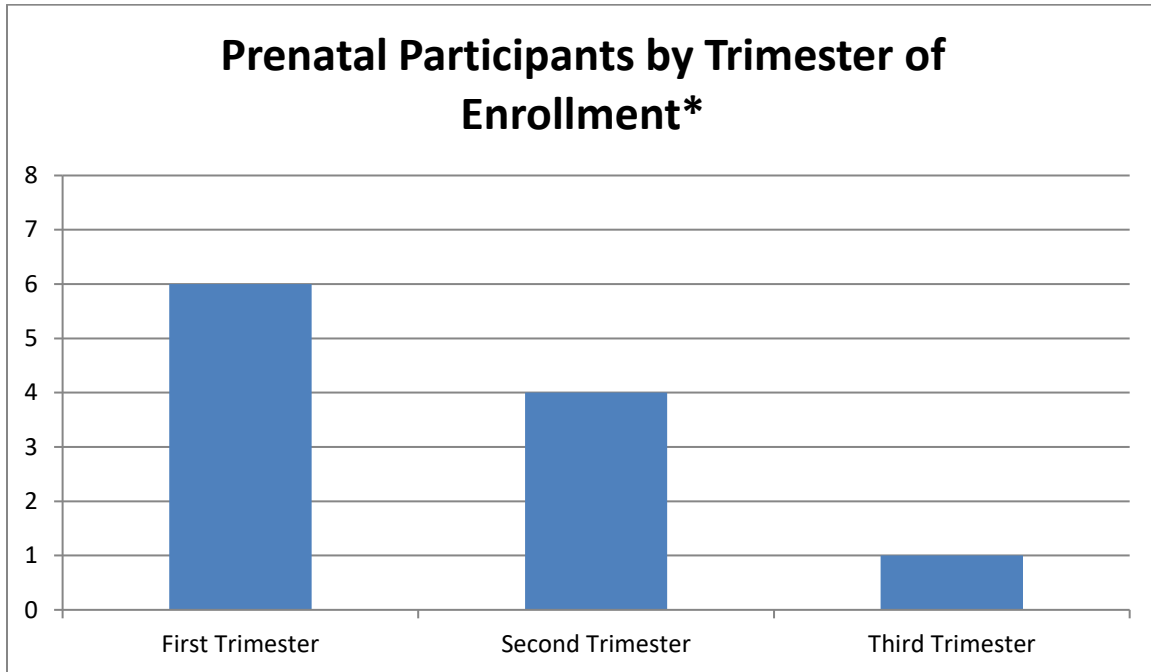
| | Number of children | |
|--|--------------------|-----------|
| | <u>EHS</u> | <u>HS</u> |
| MEDICAL HOME | | |
| Number of children with an ongoing source of continuous accessible health care | 109 | 291 |
| MEDICAL SERVICES | | |
| Number of all children who are up-to-date on a schedule of age-appropriate preventive and primary health care, according to the relevant state's EPSDT schedule for well child care | 87 | 317 |
| IMMUNIZATIONS | | |
| Number of children who have been determined by a health care professional to be up-to-date on all immunizations appropriate for their age | 107 | 329 |
| Number of children who have been determined by a health care professional to have received all immunizations possible at this time but who have not received all immunizations appropriate for their age | 2 | 19 |
| DENTAL HOME | | |
| Number of children with continuous, accessible dental care provided by a dentist | 103 | 200 |
| DENTAL SERVICES | | |
| Number of children who are up-to-date on a schedule of age-appropriate preventative and primary oral health care according to the relevant state's EPSDT schedule | 74 | 210 |

DISABILITIES SERVICES

INFANT AND TODDLER PART C EARLY INTERVENTION SERVICES

| | Early Head Start | Head Start |
|---|------------------|------------|
| Number of children enrolled in the program that has an Individualized Family Service Plan (IFSP) or Individualized Education Plan (IEP) and determined eligible to receive early intervention services: | 16 | 55 |
| EHS primary disability: | | |
| Speech/Language | | |
| Orthopedic | | |
| Learning Disability | | |
| Developmental Delay | | |
| Diagnosed primary disability: | | |
| Speech or language impairments | | 29 |
| Non categorical/developmental delay | | 25 |

PREGNANT WOMEN SERVICES



*Two (2) prenatal participants were considered high-risk pregnancies.

EDUCATION REPORT

EDUCATION

Number of children aging out of Early Head Start program and entering:

- | | |
|----------------------------------|----|
| a. Head Start Program | 11 |
| b. Other early childhood program | 2 |

| | |
|--|-----|
| Number of children aging out of Head Start and entering Kindergarten | 164 |
|--|-----|

SCHOOL READINESS RESULTS for children entering kindergarten:

The following represents growth in, measured using Teaching Strategies GOLD, of 4 year olds preparing to enter kindergarten. Listed are the broad measures tied to school readiness goals adopted by the agency.

| | Fall | Winter | Spring* |
|--|------|--------|---------|
| SOCIAL AND EMOTIONAL DEVELOPMENT | 71% | 81% | 80% |
| PERCEPTUAL, MOTOR, & PHYSICAL DEVELOPMENT | 84% | 84% | 85% |
| APPROACHES TO LEARNING | 68% | 72% | 77% |
| LANGUAGE | 82% | 83% | 84% |
| LITERACY | 58% | 63% | 70% |
| MATHEMATICS DEVELOPMENT | 60% | 65% | 71% |
| SCIENTIFIC REASONING | 73% | 83% | 87% |

*Impacted by closures due to COVID-19.

SCREENING**EHS HS**

| | | |
|---|----|-----|
| Number of new children who completed routine screening for developmental, sensory, and behavioral concerns | 43 | 313 |
| Number identified as needing follow-up assessment or formal evaluation to determine if child has a disability | 8 | 6 |

| | |
|--|-----------------------------------|
| Developmental screening instrument used by the program | ASQ (Ages & Stages Questionnaire) |
|--|-----------------------------------|

ASSESSMENT

| | |
|---|--------------------------|
| Instrument used by program for ongoing child assessment | Teaching Strategies GOLD |
|---|--------------------------|

CURRICULUM

| | |
|--------------------------------|--|
| Curriculum used by the program | Creative Curriculum for Infants, Toddlers, and Twos Partners for a Healthy Baby (Florida State Univ.) and Creative Curriculum for Infants, Toddlers, and Twos & Partners for a Healthy Baby (Florida State Univ.) |
| a. Center-based services | |
| b. Home-based services | |
| c. Pregnant women services | |

PARENT ACTIVITIES REPORT

| TOTAL VOLUNTEERS | Early Head Start | Head Start |
|---|-------------------------|-------------------|
| Number of persons providing any volunteer services | 99 | 530 |
| Number who are current or former Head Start parents | 25 | 480 |

PARENT ACTIVITIES

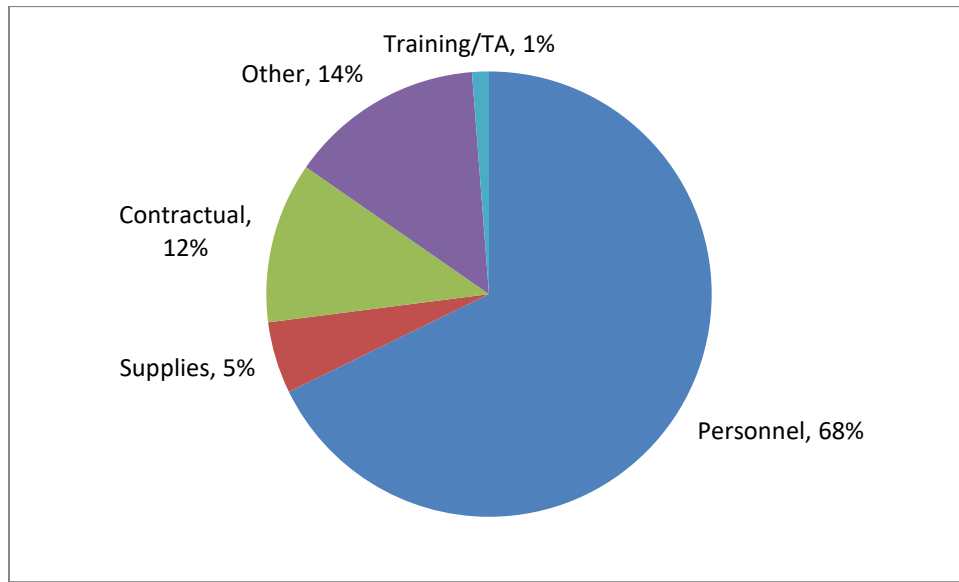
| | | |
|--------------------------------|-----------------------------|-----------------|
| Parent Trainings and Workshops | Policy Council (Governance) | Parent Meetings |
| Lending Library | Parent/Teacher Conferences | Socializations |
| Classroom Volunteers | Annual Self-Assessment | Field Trips |

HEAD START BUDGET & EXPENDITURES

The total amount of funds received by CAECI Head Start during the most recent grant year (2019-2020) was \$3,535,239.00, which included an awarded cost-of-living adjustment (COLA). All of the funds were public funds received from the Administration of Children & Families (Grant No. 05CH010847). In addition to the funds received, the program also received in-kind contributions from the community totaling \$898,007 (26%).

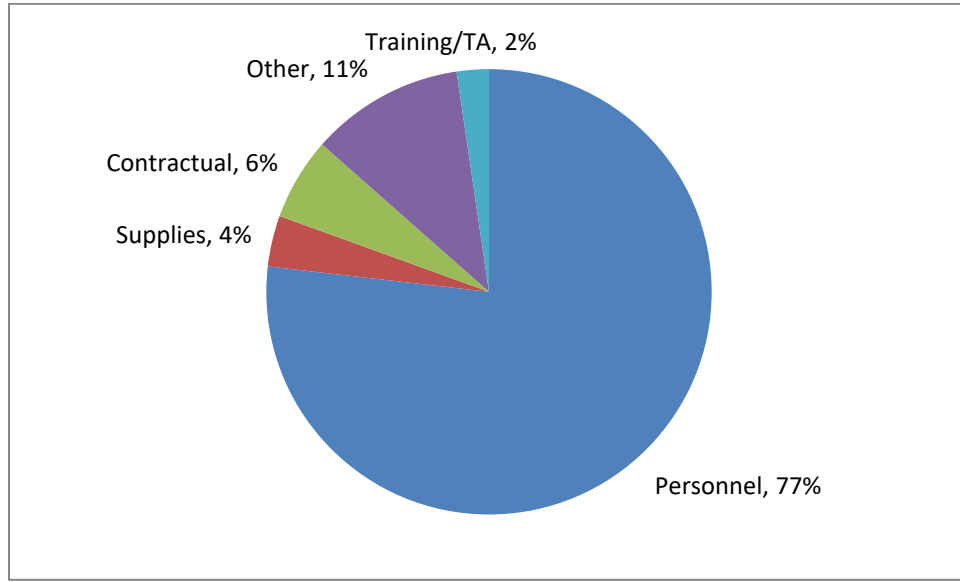
BUDGET AND EXPENDITURES – 2019-2020 HEAD START

| | Budget | Actual Expenditures |
|-----------------------------------|-----------------------|-----------------------|
| PERSONNEL AND FRINGE | \$2,019,082.00 | \$1,763,196.88 |
| SUPPLIES | \$148,588.00 | \$96,763.37 |
| CONTRACTUAL | \$247,269.00 | \$360,979.78 |
| OTHER | \$381,600.00 | \$369,339.97 |
| TRAINING AND TECHNICAL ASSISTANCE | \$30,565 | \$28,400.13 |
| TOTAL | \$2,827,104.00 | \$2,618,691.13 |



BUDGET AND EXPENDITURES – 2019-2020 EARLY HEAD START

| | Budget | Actual Expenditures |
|-----------------------------------|---------------------|---------------------|
| PERSONNEL AND FRINGE | \$767,060 | \$718,323.78 |
| SUPPLIES | \$33,982 | \$25,098.68 |
| CONTRACTUAL | \$47,665 | \$54,063.45 |
| OTHER | \$105,428 | \$94,571.15 |
| TRAINING AND TECHNICAL ASSISTANCE | \$20,547 | \$19,851.06 |
| TOTAL | \$914,394.00 | \$911,908.12 |



2020-2021 PROPOSED BUDGET

| | HEAD START | EARLY HEAD START |
|--|--------------------|-------------------------|
| PERSONNEL AND FRINGE | \$2,308,019 | \$842,339 |
| SUPPLIES | \$118,925 | \$9,122 |
| CONTRACTUAL | \$206,145 | \$12,745 |
| OTHER | \$326,723 | \$29,641 |
| TRAINING AND TECHNICAL ASSISTANCE | \$30,565 | \$20,547 |
| TOTAL | \$2,990,377 | \$914,394 |

AUDITOR’S REPORT (2020 Audit of the 2019 Calendar Year)

The independent auditor's report, prepared by Barnes Dennig, LLC (Indianapolis, Indiana), noted no questions of costs or matters considered to be material weaknesses.

FEDERAL MONITORING (FY 2020)

Head Start and Early Head Start received a Focus Area 1 review from June 8 through June 12, 2020. The review event, which was conducted entirely via phone interviews, resulted in no findings.